


# LED Dimming

Light Kit



Light Placement can be in a variety of positions, including both top & bottom of arms as well as the front or install bars.




**Sunesta**®   
AWNINGS & OUTDOOR COMFORT

[www.sunshineexperts.com](http://www.sunshineexperts.com)

# LED Dimming

## Light Kit



Included in Kit -

(4) LED Warm White Bars (with Adhesive Tape) (3.3ft x 0.75")  
 (1) 5' Interconnect Cable


(1) 25' Interconnect Cable  
 (1) Dimming RTS Receiver, Install Clips (8)

### Standard Features

Compatible with full range of RTS hand held remotes, wall switches and MyLink App	Lights stay on for up to 3 hours before timing out
Completely plug & play, no electrician required	Completely Waterproof
12 levels of brightness	Handles up to 6 light bars on 1 Receiver
Up to 60W - 12V DC LED warm white bars	Ideal for both New and Existing Installations

#### Connections:

1. Weather Cap - Protects the motor plug
2. Motor Plug - Input for the motor
3. Power Plug - Input for the power
4. Weather Cap - Protects the additional LED output
5. LED Output - Output for LED bars
6. Male Connector - Connects LED bar to next LED bar or LED extension cable
7. Female Connector - Connects LED bars and receiver (via interconnect cable)
8. Interconnect Cable - Connects the receiver to LED bars



#302008 LED Light  
 #304340 Telis 4 Channel\*  
 or  
 #303006 Modulis 4 Channel\*  
 #302299 24' Power cord\*\*

**Sunesta**<sup>®</sup>  
 AWNINGS & OUTDOOR COMFORT

\*4 channel remote must be ordered separately  
 \*\*not included with LED Dimming light kit.